

# **Design and Sample Size Determination for Multiple-dose Randomized Phase II Trials for Dose Optimization**

---

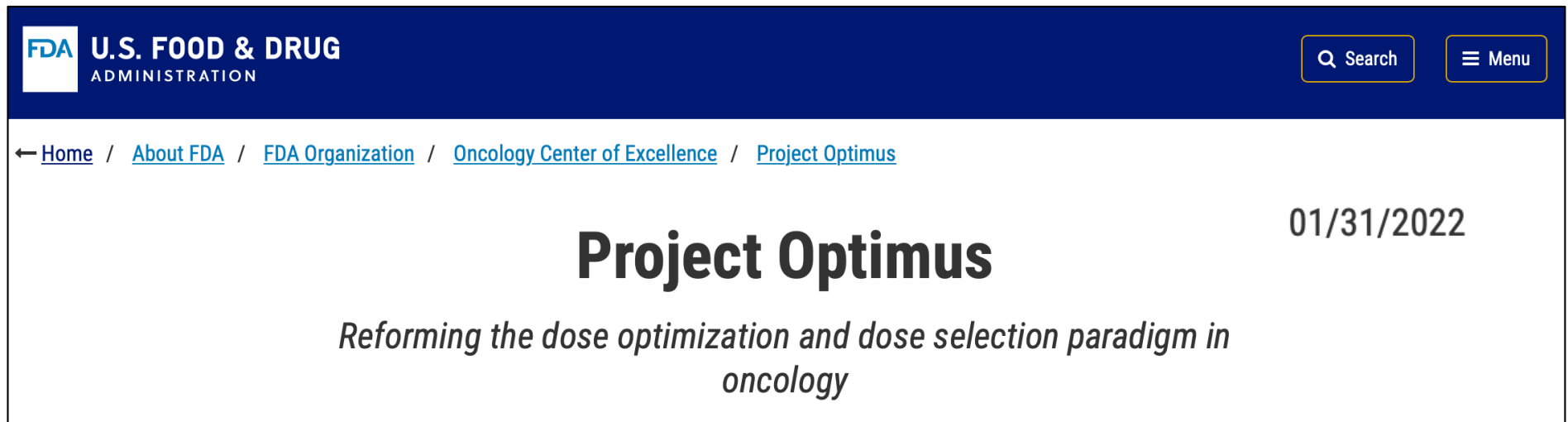
Ying Yuan, PhD

The University of Texas MD Anderson Cancer Center

Joint work with Peng Yang (Rice U), Daniel Li (BMS), Ruitao Lin (MD Anderson), and Bo Huang (Pfizer)

# Project Optimus

- In 2022, FDA OCE initiated Project Optimus “ to reform the dose optimization and dose selection paradigm in oncology drug development.”



The screenshot shows the top portion of a webpage. At the top left is the FDA logo and the text "U.S. FOOD & DRUG ADMINISTRATION". To the right are "Search" and "Menu" buttons. Below this is a breadcrumb trail: "← Home / About FDA / FDA Organization / Oncology Center of Excellence / Project Optimus". The main content area features the title "Project Optimus" in large bold font, the date "01/31/2022" in the top right, and the subtitle "Reforming the dose optimization and dose selection paradigm in oncology" in italics.

**FDA** U.S. FOOD & DRUG  
ADMINISTRATION

Search Menu

← [Home](#) / [About FDA](#) / [FDA Organization](#) / [Oncology Center of Excellence](#) / [Project Optimus](#)

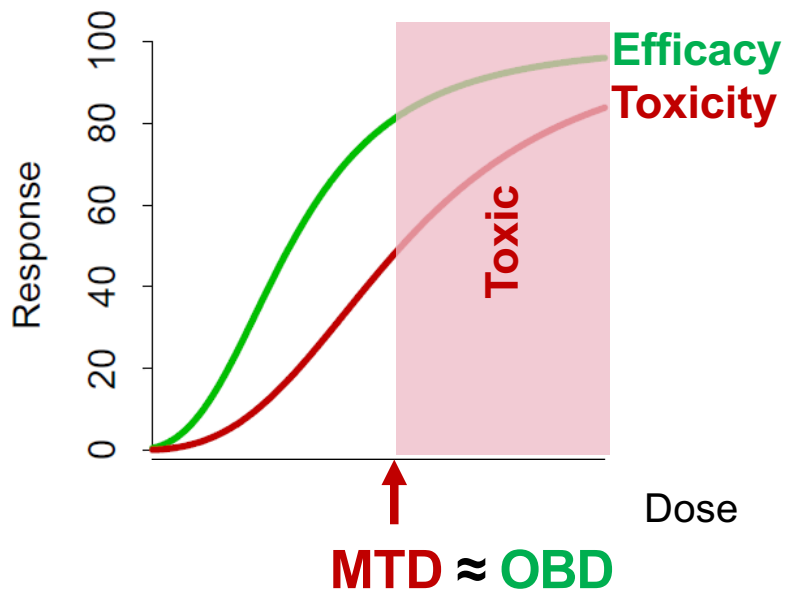
**Project Optimus** 01/31/2022

*Reforming the dose optimization and dose selection paradigm in oncology*

# Paradigm shifting from MTD to OBD

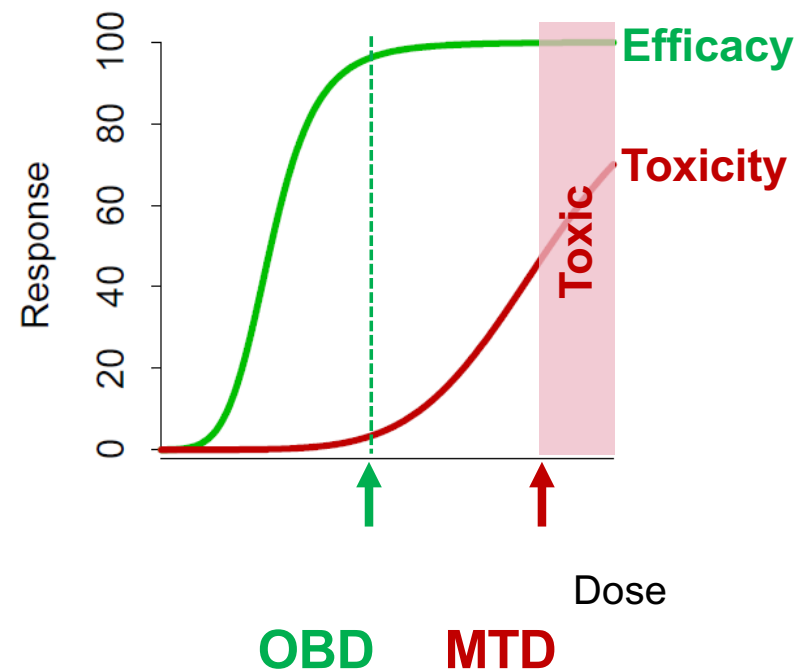
## Cytotoxic Chemotherapy

Narrow Therapeutic Index



## Targeted Therapies

Wide Therapeutic Index



- MTD-based dose finding is often appropriate to inform RP2D

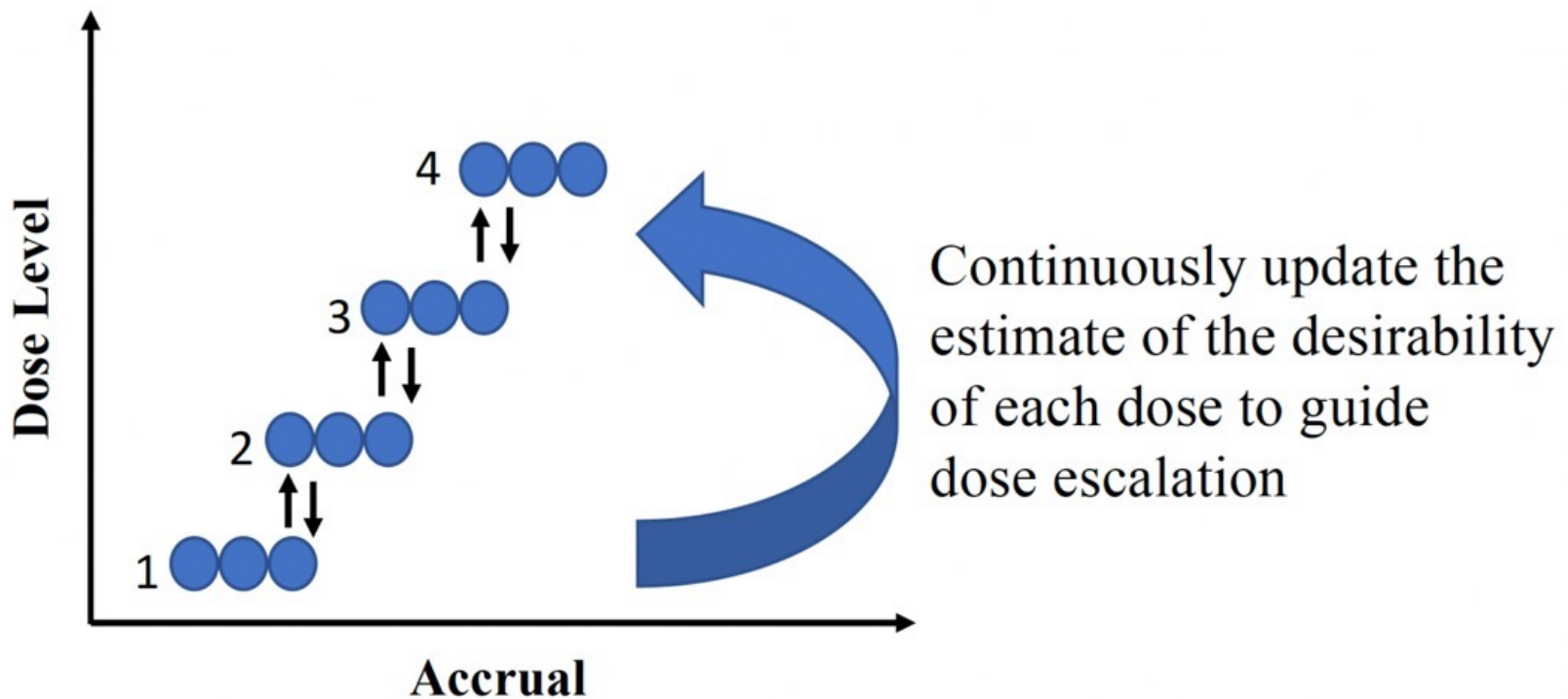
**MTD**: maximum tolerated dose.

- Safety alone is not sufficient to inform optimal RP2D

**OBD**: optimal biological dose

# Design strategies to find OBD

(A) Efficacy-integrated dose-finding strategy

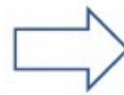
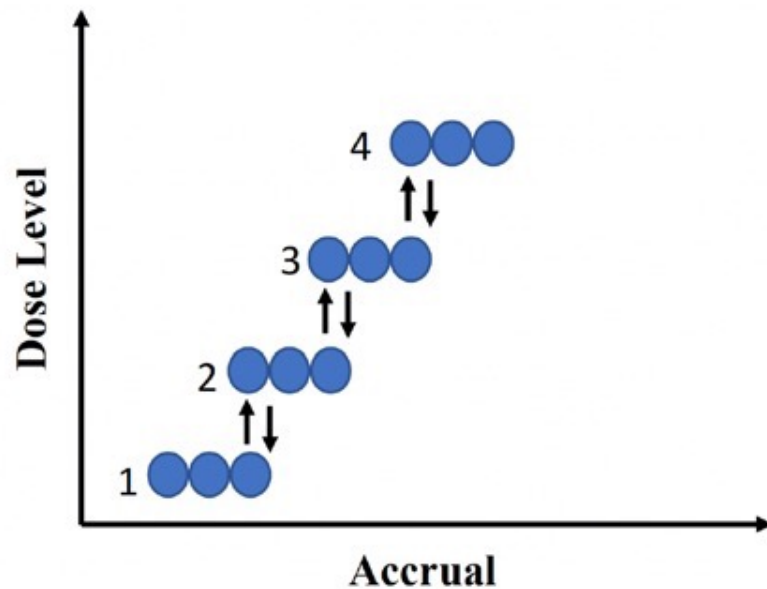


Examples: EffTox/Lo-EffTox (model-based), BOIN12 (model-assisted), among others.

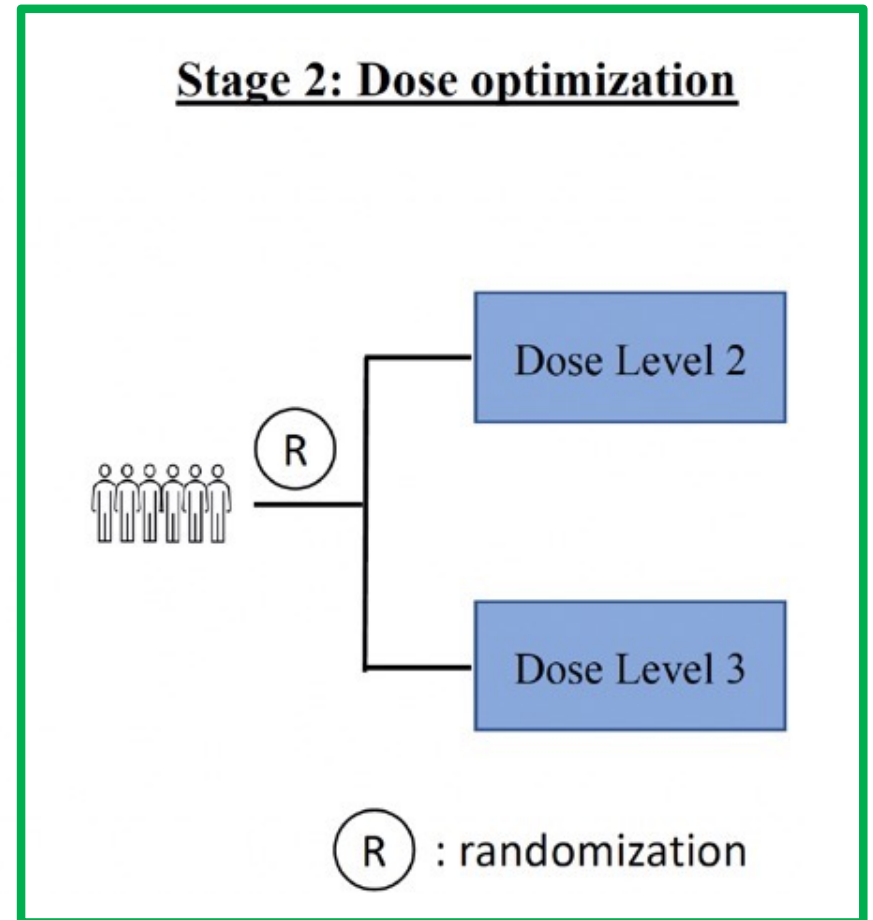
# Design strategies to find OBD

## (B) Two-stage dose-finding strategy

### Stage 1: Dose escalation



### Stage 2: Dose optimization



- MTD-based dose finding design is often appropriate

# FDA guidance

January 2023

---

## **Optimizing the Dosage of Human Prescription Drugs and Biological Products for the Treatment of Oncologic Diseases Guidance for Industry *DRAFT GUIDANCE***

**This guidance document is being distributed for comment purposes only.**

Comments and suggestions regarding this draft document should be submitted within 60 days of publication in the *Federal Register* of the notice announcing the availability of the draft guidance. Submit electronic comments to <https://www.regulations.gov>. Submit written comments to the Dockets Management Staff (HFA-305), Food and Drug Administration, 5630 Fishers Lane, Rm. 1061, Rockville, MD 20852. All comments should be identified with the docket number listed in the notice of availability that publishes in the *Federal Register*.

For questions regarding this draft document, contact Mirat Shah at 301-796-8547 or Stacy Shord at 301-796-6261.

U.S. Department of Health and Human Services  
Food and Drug Administration  
Oncology Center of Excellence (OCE)  
Center for Drug Evaluation and Research (CDER)  
Center for Biologics Evaluation and Research (CBER)  
January 2023  
Clinical/Medical

# FDA guidance

## B. Trial Designs to Compare Multiple Dosages

- Multiple dosages should be compared in a clinical trial(s) designed to assess activity, safety, and tolerability to decrease uncertainty with identifying an optimal dosage(s) in a marketing application.
- A recommended trial design to compare these dosages is a randomized, parallel dose-response trial.
  - Randomization when feasible (rather than enrolling patients to non-randomized dosage cohorts) ensures similarity of patients receiving each dosage and interpretability of dose- and exposure-response relationships.
  - The trial should be sized to allow for sufficient assessment of activity, safety, and tolerability for each dosage. The trial does not need to be powered to demonstrate statistical superiority of a dosage or statistical non-inferiority among the dosages.
  - An adaptive design to stop enrollment of patients to one or more dosage arms of a clinical trial following an interim assessment of efficacy and/or safety could be considered.



# Two-stage decision-making paradigm

1

## Determination of OBD admissible set

- The objective is to identify a dose set that satisfy certain safety and efficacy requirements (i.e., OBD admissible set A) based on prespecified toxicity and efficacy endpoints.
- In the subsequent step, the OBD will be selected from A based on the totality of activity, safety and tolerability data.

2

## Identification of the OBD

- “Relevant nonclinical and clinical data, as well as the dose- and exposure-response relationships for safety and efficacy should be evaluated to select a dosage(s) for clinical trial(s)” (FDA guidance)
- Unlikely/impossible to formulate statistical decision rules to capture all quantitative and qualitative considerations relevant to the final OBD selection



# Two-stage decision-making paradigm

1

## Determination of OBD admissible set

- The objective is to identify a dose set that satisfy certain safety and efficacy requirements (i.e., OBD admissible set A) based on prespecified toxicity and efficacy endpoints.
- In the subsequent step, the OBD will be selected from A based on the totality of activity, safety and tolerability data.

2

## Identification of the OBD

- Based on the totality of benefit and risk data: “Relevant nonclinical and clinical data, as well as the dose- and exposure-response relationships for safety and efficacy should be evaluated to select a dosage(s) for clinical trial(s)” (FDA guidance)
- Unlikely/impossible to formulate statistical decision rules to capture all quantitative and qualitative considerations relevant to the OBD selection

# Goal

## Determination of OBD admissible set

1

- The objective is to identify a dose set that satisfy certain safety and efficacy requirements (i.e., OBD admissible set A) based on prespecified toxicity and efficacy endpoints.
- In the subsequent step, the OBD will be selected from A based on the totality of activity, safety and tolerability data.

**Goal:** formalize the design of this step to ensure that the trial satisfies certain statistical properties, including type I error and power.

# Setup

---

- Consider a multiple-dose randomized trial, where a total of  $J \times n$  patients are equally randomized to  $J$  doses,  $d_1 < d_2 < \dots < d_J$ .
  - In most applications,  $J = 2$  or  $3$ , and the highest dose  $d_J$  is often the MTD or maximum administered dose
- Let  $Y_T$  and  $Y_E$  denote binary toxicity and efficacy endpoints, respectively.
  - Example of  $Y_T$ : dose-limiting toxicity, dichotomized total toxicity burden, dose tolerability (i.e., discontinuation/reduction/interruption)
  - Examples of  $Y_E$ : objective response, efficacy surrogate endpoints (e.g., pharmacodynamics (PD) endpoints and target receptor occupancy)





# Setup

---

- Let  $\pi_{T,j} = \Pr(Y_T = 1|d_j)$  and  $\pi_{E,j} = \Pr(Y_E = 1|d_j)$  denote the probability of toxicity and efficacy, respectively, for  $d_j$ .
- We assume that  $\pi_{T,j}$  and  $\pi_{E,j}$  are non-decreasing with respect to the dose, while noting that this assumption is not required by our methodology.
- Let  $\phi_{T,0}$  denote the null toxicity rate that is high and deemed unacceptable, and  $\phi_{T,1}$  denote the alternative toxicity rate that is low and deemed acceptable.
- Similarly, let  $\phi_{E,0}$  and  $\phi_{E,1}$  denote the null and alternative efficacy rates that are deemed unacceptable and acceptable, respectively.

# OBD admissible

- For a given dose,

		Toxicity	
		$\phi_{T,0}$	$\phi_{T,1}$
Efficacy	$\phi_{E,0}$		
	$\phi_{E,1}$		

# Hypotheses

- Consider
  - $H_0$ : None of the doses is the OBD,
  - $H_1$ : At least one dose is OBD admissible.
- We first consider type I error and then power.
- **Challenge:**  $H_0$  consists of multiple hypotheses:

		$d_1$	$d_2$			$d_1$	$d_2$	
$H_0(0,0)$	tox	$\phi_{T,0}$	$\phi_{T,0}$		$H_0(1,1)$	tox	$\phi_{T,1}$	$\phi_{T,0}$
	eff	$\phi_{E,1}$	$\phi_{E,1}$			eff	$\phi_{E,0}$	$\phi_{E,1}$
$H_0(0,1)$	tox	$\phi_{T,0}$	$\phi_{T,0}$		$H_0(1,2)$	tox	$\phi_{T,1}$	$\phi_{T,0}$
	eff	$\phi_{E,0}$	$\phi_{E,1}$			eff	$\phi_{E,0}$	$\phi_{E,0}$
$H_0(0,2)$	tox	$\phi_{T,0}$	$\phi_{T,0}$		$H_0(2,2)$	tox	$\phi_{T,1}$	$\phi_{T,1}$
	eff	$\phi_{E,0}$	$\phi_{E,0}$			eff	$\phi_{E,0}$	$\phi_{E,0}$

# Global type I error

- $H_0$  consists of  $K = \sum_{j=1}^{J+1} j$  hypotheses:

$$H_0(s, k) : \underbrace{\pi_{T,1} = \pi_{T,2} = \cdots = \pi_{T,s} = \phi_{T,1}}_{\text{acceptable toxicity}} < \underbrace{\pi_{T,s+1} = \cdots = \pi_{T,k} = \pi_{T,k+1} = \cdots = \pi_{T,J} = \phi_{T,0}}_{\text{unacceptable toxicity}};$$

$$\underbrace{\pi_{E,1} = \pi_{E,2} = \cdots = \pi_{E,s} = \pi_{E,s+1} = \cdots = \pi_{E,k} = \phi_{E,0}}_{\text{unacceptable efficacy}} < \underbrace{\pi_{E,k+1} = \cdots = \pi_{E,J} = \phi_{E,1}}_{\text{acceptable efficacy}},$$

where  $s, k \in \{0, 1, \dots, J\}$  with  $s \leq k$ .

- Define **global type I error** to encompass all  $H_0(s, k)$

$$\alpha = \Pr(\text{reject } H_0 | H_0) = \max_{(s,k)} \{\alpha(s, k)\}$$

where  $\alpha(s, k) = \Pr(\text{reject } H_0 | H_0(s, k))$

# Generalized power

- Similarly,  $H_1$  encompasses a collection of  $\sum_{j=1}^J j$  hypotheses

		$d_1$	$d_2$
$H_1(0,1)$	eff	$\phi_{E,1}$	$\phi_{E,1}$
	tox	$\phi_{T,1}$	$\phi_{T,0}$
$H_1(0,2)$	eff	$\phi_{E,1}$	$\phi_{E,1}$
	tox	$\phi_{T,1}$	$\phi_{T,1}$
$H_1(1,2)$	eff	$\phi_{E,0}$	$\phi_{E,1}$
	tox	$\phi_{T,1}$	$\phi_{T,1}$

$$\begin{aligned}
 H_1(u, v) : & \underbrace{\pi_{T,1} = \pi_{T,2} = \dots = \pi_{T,u} = \pi_{T,u+1} = \dots = \pi_{T,v} = \phi_{T,1}}_{\text{acceptable toxicity}} < \underbrace{\pi_{T,v+1} = \dots = \pi_{T,J} = \phi_{T,0}}_{\text{unacceptable toxicity}}; \\
 & \underbrace{\pi_{E,1} = \pi_{E,2} = \dots = \pi_{E,u} = \phi_{E,0}}_{\text{unacceptable efficacy}} < \underbrace{\pi_{E,u+1} = \dots = \pi_{E,v} = \pi_{E,v+1} = \dots = \pi_{E,J} = \phi_{E,1}}_{\text{acceptable efficacy}},
 \end{aligned}$$



# Generalized power

---

- **Additional challenge:** the standard definition of power, i.e.,  $\Pr(\text{reject } H_0 | H_1(u, v))$ , is not sufficient to characterize dose optimization.
- Example:  $d_1$  is safe but futile and  $d_2$  is safe and efficacious. The decision that only  $d_1$  is OBD admissible leads to reject  $H_0$ , but is incorrect.
- It is important to account for the quality of the admissible dose selection!

# Generalized power

- **Generalized power I**

$$\beta_1(u, v) = \Pr(\text{reject } H_0 \text{ \& } \textit{all doses in } A \textit{ are truly safe and efficacious} \mid H_1(u, v))$$

where  $A$  denotes the admissible dose set selected by the design.

- **Generalized power II**

$$\beta_2(u, v) = \Pr(\text{reject } H_0 \text{ \& } \textit{at least one dose in } A \textit{ is truly safe and efficacious} \mid H_1(u, v))$$

- Accordingly, define **global power I and II** to encompass all  $H_1(u, v)$

$$\beta_i = \min_{u, v} \{ \beta_i(u, v) \} \quad \text{for } i = 1, 2.$$

# Generalized power

---

- Both generalized powers are stricter than the standard power.
- The additional requirement is to ensure the quality of subsequent final OBD selection (i.e., step 2).
- Generalized power I is stricter than generalized power II.
- The choice of which power depends on the trial characteristics and the user's tolerability of false positives.
- Under the two-stage decision-making paradigm, a false positive is of less concern than standard hypothesis testing because the false positive (made in step 1) could be identified and corrected later in step 2 based on more data. Thus, generalized power II may be a good option when reducing the sample size is of top priority.

# Least favorable set

**Theorem 1.** Define the least favorable set  $\tilde{H}_1 = \{H_1(j), j = 1, \dots, J\}$ , where

$$H_1(j) = \left( \underbrace{\pi_{T,1} = \dots = \pi_{T,j-1} = \phi_{T,1}}_{\text{safe but futile}} \quad \underbrace{\pi_{T,j} = \phi_{T,1}}_{\text{safe and efficacious}} \quad \underbrace{\pi_{T,j+1} = \dots = \pi_{T,J} = \phi_{T,0}}_{\text{toxic and efficacious}} \right).$$

For any  $H_1(u, v)$ , with  $u, v \in \{0, 1, 2, \dots, J\}$  and  $u < v$ , there exists an  $H_1(j)$  such that  $\beta_i(j) \leq \beta_i(u, v)$ ,  $i = 1, 2$ , where  $\beta_1(j)$  and  $\beta_2(j)$  denote the generalized power I and II under  $H_1(j)$ , respectively.

- Thus, the global power can be simplified as

$$\beta_i = \min_j \{ \beta_i(j) \} \text{ for } i = 1, 2, j = 1, \dots, J$$

# MERIT design

## MERIT (Multiple-dose Randomized phase II Trial) design

1. Specify target global type I error and power  $\alpha^*$  and  $\beta^*$ ;
2. Randomize  $J \times n$  patients equally to  $J$  doses;
3. In any dose arm  $d_j$ , if  $n_{E,j} \geq m_E$  and  $n_{T,j} \leq m_T$ , we reject  $H_0$  and claim that  $d_j$  is OBD admissible, where  $m_E$  and  $m_T$  are decision boundaries.

\* $n_{E,j}$  and  $n_{T,j}$  are the total number of patients who experience efficacy and toxicity in dose arm  $d_j$ .

# Calculation of $\alpha$ and $\beta$

- $(n, m_E, m_T)$  are determined by numerical search such that the design controls the global type I error and global power at nominal values  $\alpha^*$  and  $\beta^*$

- Type I error

$$\alpha(s, k) = \Pr(\text{reject } H_0(s, k) | H_0(s, k))$$

$$\begin{aligned} &= 1 - \left\{ \left(1 - \Pr(n_T \leq m_T, n_E \geq m_E; n, \phi_{T,1}, \phi_{E,0})\right)^s \right. \\ &\quad \times \left(1 - \Pr(n_T \leq m_T, n_E \geq m_E; n, \phi_{T,0}, \phi_{E,0})\right)^{k-s} \\ &\quad \left. \times \left(1 - \Pr(n_T \leq m_T, n_E \geq m_E; n, \phi_{T,0}, \phi_{E,1})\right)^{J-k} \right\} \end{aligned}$$

- Power

$$\beta_1(j) = \Pr(n_{E,1} < m_E, \dots, n_{E,j-1} < m_E, n_{T,j+1} > m_T, \dots, n_{T,j} > m_T,$$

$$n_{E,j} \geq m_E, n_{T,j} \leq m_T | H_1(j)),$$

$$\beta_2(j) = \Pr(n_{E,j} \geq m_E, n_{T,j} \leq m_T | H_1(j))$$

# N and decision boundaries

- Sample size and decision boundaries of MERIT when  $(\phi_{T,0}, \phi_{T,1}) = (0.4, 0.2)$  and  $(\phi_{E,0}, \phi_{E,1}) = (0.2, 0.4)$ .

$J$	$\beta^*$	$\alpha^* = 0.1$			$\alpha^* = 0.2$			$\alpha^* = 0.3$		
		$n$	$m_T$	$m_E$	$n$	$m_T$	$m_E$	$n$	$m_T$	$m_E$
2	0.6	26	7	9	18	5	6	18	5	6
	0.7	34	9	11	25	7	8	20	6	6
	0.8	45	12	14	35	10	10	24	7	7
3	0.6	27	7	9	19	5	6	18	5	6
	0.7	36	10	12	26	7	8	23	7	7
	0.8	47	13	15	37	11	11	24	7	7

# Practical consideration

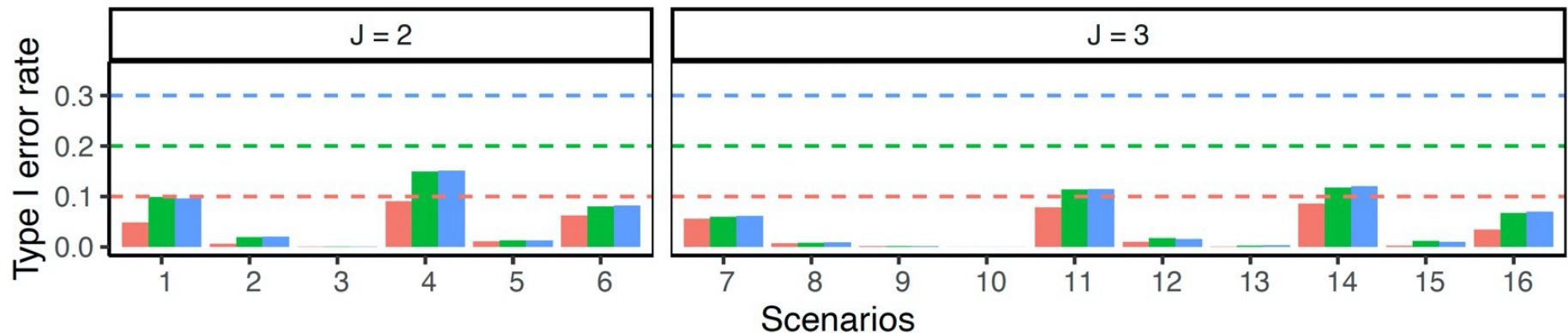
- In small samples, isotonic transformed  $\{n_{T,j}\}$  and  $\{n_{E,j}\}$  should be used to compare with boundaries  $(m_T, m_E)$  when the non-decreasing assumption is sound for toxicity and efficacy.
- In some trials, it may be desirable to add futility and safety interim monitoring:
  - Stop arm  $j$  for safety if  $\Pr(\pi_{T,j} > \phi_{T,1} | data) > C_T$ ,
  - Stop arm  $j$  for futility if  $\Pr(\pi_{E,j} < \phi_{E,1} | data) > C_E$ , where  $C_T$  and  $C_E$  are probability cutoffs (e.g., 0.95).
- Whether to include interim monitoring depends on the availability of  $Y_T$  and  $Y_E$ , logistics, and other considerations. Typically, 1 or 2 interims are sufficient.



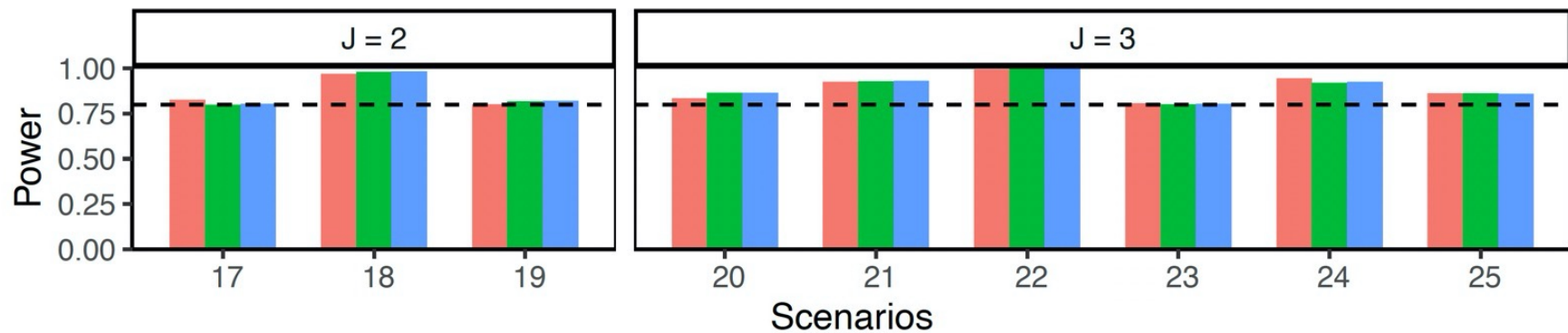
# Simulation

- Type I error and power of MERIT when  $(\phi_{T,0}, \phi_{T,1}) = (0.4, 0.2)$  and  $(\phi_{E,0}, \phi_{E,1}) = (0.2, 0.4)$ .

(a) Type I error under Power I



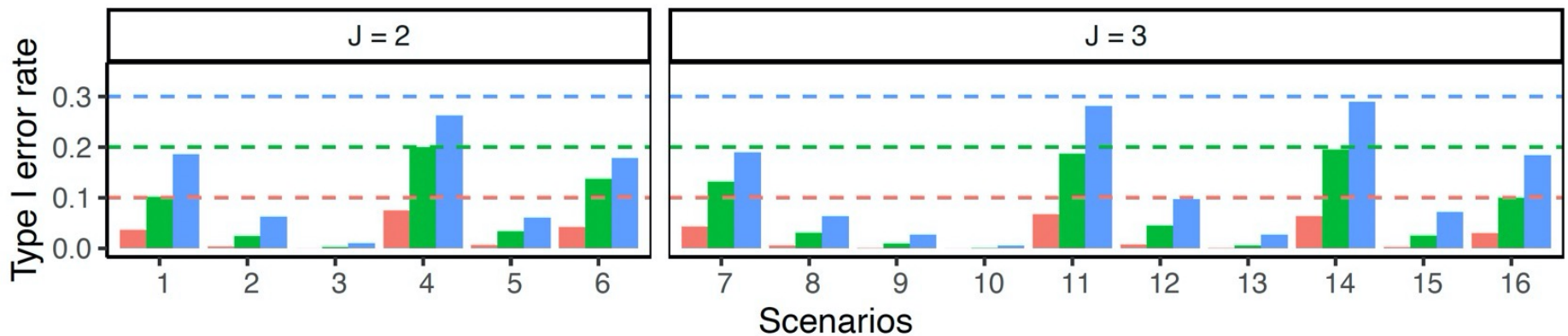
(b) Power I



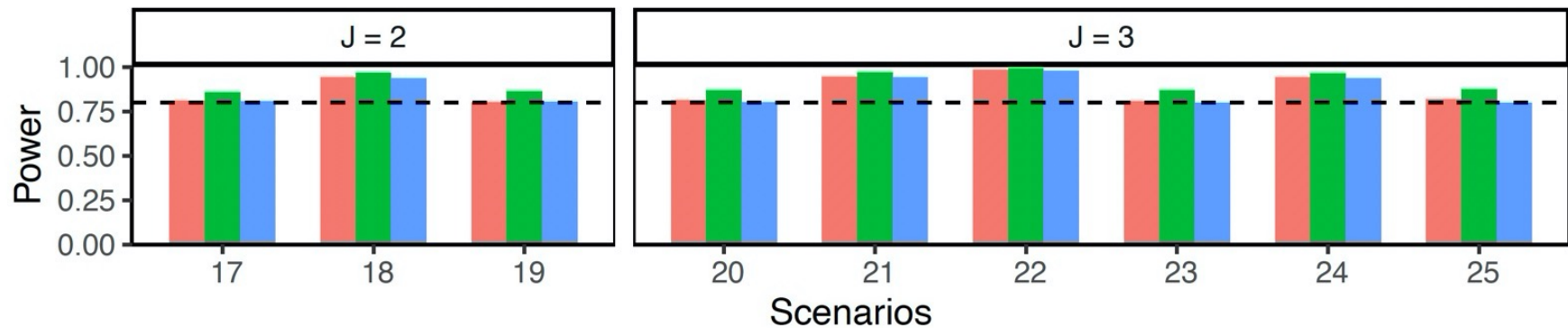
Nominal type I error rate ■ 0.1 ■ 0.2 ■ 0.3

# Simulation

(c) Type I error under Power II



(d) Power II



Nominal type I error rate ■ 0.1 ■ 0.2 ■ 0.3

[www.trialdesign.org](http://www.trialdesign.org)

The image shows a screenshot of a web browser displaying the homepage of trialdesign.org. The browser's address bar shows 'stage.trialdesign.org'. The main content area features a blue-tinted background image of a scientist in a white lab coat using a pipette to transfer liquid into a small vial. Overlaid on this image is the following text:

**INTEGRATED PLATFORM  
FOR DESIGNING  
CLINICAL TRIALS**

RESEARCH · EDUCATION · INNOVATION

**PHASE I-II**

Below the 'PHASE I-II' text is a circular icon containing a downward-pointing arrow. The background also contains faint mathematical formulas and molecular structures, such as  $\sigma^2 = \sum (x_i - \mu)^2 / (n - 1)$ ,  $\bar{x} = (\sum x_i) / N$ , and  $b_1 = r * (s_y / s_x)$ .

# www.trialdesign.org

HOME NEWS SOFTWARE QUALITY CONTROL OUR TEAM PUBLICATIONS USERS CONTACT

## Clinical Trial Design Software

Filter by:

ALL

PHASE I

PHASE II


DOSE OPTIMIZATION

BASKET & PLATFORM

SAMPLE SIZE CALCULATION

EDUCATION

USEFUL TOOL

**Instructions:** To access the software online click the red circle or the . To download a desktop version, click the download arrow. To expand software description, mouse over the description.

BO

### BOIN Suite [How to choose a design?](#)

Bayesian optimal interval (BOIN) designs provide a novel platform to design phase I trials with single agent, drug combination, platform **more...**



### CRM & BMA-CRM

The continual reassessment method (CRM) is a model-based dose-finding approach that assumes a parametric model for the dose-toxicity **more...**



KB

### Keyboard Suite

Keyboard designs provide a novel platform to design phase I trials with single agent and drug combination. As model-assisted designs, the **more...**

S2S

### Simon's Two Stage Design

The Simon's two stage design is a commonly used phase II design. It controls type 1 **more...**

BP

### BOP2 Suite

BOP2 designs provide a Bayesian optimal platform to design phase II clinical trials with **more...**

PP

### Bayesian Efficacy Monitoring with Predictive Probability

Bayesian efficacy monitoring with options of early futility **more...**

DL

### Bayesian Phase 2 Design with Delayed Outcomes

One practical impediment in adaptive phase II trials is that outcomes must be observed soon enough **more...**

TM

### Bayesian Toxicity Monitoring

Bayesian toxicity monitoring for evaluating drug safety.

PO

### Bayesian Efficacy Monitoring with Posterior Probability

Bayesian efficacy monitoring with options of early futility and/or efficacy stopping using posterior probability.

# www.trialdesign.org

HOME NEWS SOFTWARE QUALITY CONTROL OUR TEAM PUBLICATIONS USERS CONTACT

## Clinical Trial Design Software

Filter by:

ALL

PHASE I

PHASE II

DOSE OPTIMIZATION

BASKET & PLATFORM

SAMPLE SIZE CALCULATION

EDUCATION

USEFUL TOOL

**Instructions:** To access the software online click the red circle or the title. To download a desktop version, click the download arrow. To expand software description, mouse over the description.




### **BOIN12: to find optimal biological dose for targeted and immune therapies**

BOIN12 is a simple and flexible Bayesian optimal interval **more...**



### **TITE-BOIN12: extension of BOIN12 for late-onset toxicity and efficacy**

+ is an extension of BOIN12 to accommodate **more...**



### **U-BOIN: a 2-stage design to find optimal biological dose for targeted and immune therapies**

U-BOIN is a utility-based seamless Bayesian phase I/II trial **more...**



### **Isotonic regression design to find optimal biological dose**

This design is used to find the optimal biological dose (OBD) for molecularly targeted agents and **more...**



### **MERIT: multiple-dose Randomized Phase II Trial Design for Dose Optimization and Sample Size Determination**

A simple, rigorous and **more...**



### **DROID: dose-ranging approach to optimizing dose in oncology drug development**

A new dose-ranging approach to oncology dose optimization. **more...**

## MERIT: Multiple-dose Randomized Phase II Trial Design for Dose Optimization and Sample Size Determination

*PID: 1126; Version: V1.1.0.0 ; Last Updated: 2/18/2023*

Peng Yang and Ying Yuan

*Department of Biostatistics, The University of Texas MD Anderson Cancer Center*

**Trial Setting**

Operating Characteristics

Trial Conduct

Reference

Number of Doses: ?

2  3  4

Toxicity Rates:

Null  $\phi_{T,0}$

0.4

Alternative  $\phi_{T,1}$

0.2

Efficacy Rates:

Null  $\phi_{E,0}$

0.2

Alternative  $\phi_{E,1}$

0.4

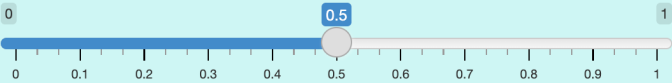
MERIT Design

**Global Type I Error Rate:** ?

  
**Generalized Power:**  
 Power I  Power II  
  
 Include toxicity and futility monitoring

**Setting to Optimize the Design:** ?

**Correlation between toxicity and efficacy**  
 positive  negative

**Correlation**  
    


**Number of simulations**

**Seeds of the random number generator**

[▶ Calculate Optimal Design](#)

## MERIT: Multiple-dose Randomized Phase II Trial Design for Dose Optimization and Sample Size Determination

PID: 1126; Version: V1.1.0.0 ; Last Updated: 2/18/2023

Peng Yang and Ying Yuan

Department of Biostatistics, The University of Texas MD Anderson Cancer Center

Trial Setting

Operating Characteristics

Trial Conduct

Reference

### Number of Doses: ?

2  3  4

### Toxicity Rates:

Null  $\phi_{T,0}$

0.4

Alternative  $\phi_{T,1}$

0.2

### Efficacy Rates:

Null  $\phi_{E,0}$

0.2

Alternative  $\phi_{E,1}$

0.4

### MERIT Design

[Download MERIT Design](#)

### Design Description

In this trial, the toxicity rates of 0.4 and 0.2 are considered unacceptable and acceptable, respectively, while the efficacy rates of 0.2 and 0.4 are considered unacceptable and acceptable, respectively. In order to control the global Type I error rate at 0.2 and achieve a global generalized power I of 0.8, a minimum sample size of 44 per arm is required. The generalized power I is defined as the probability of rejecting the null hypothesis that none of the doses are considered optimal biological doses (OBD) admissible and all doses identified as OBD admissible are truly safe and efficacious given the alternative hypothesis that at least one dose is OBD admissible. At the end of the trial, perform isotonic regression on toxicity and efficacy data across all doses. A dose will be considered OBD admissible if the isotonicly transformed number of toxicity  $\leq 13$  and the isotonicly transformed number of efficacy  $\geq 13$ .



# www.trialdesign.org

**Global Type I Error Rate:** ?

**Generalized Power:**  
 Power I  Power II

Include toxicity and futility monitoring

**Global Type I Error Rate:** ?

**Generalized Power:**  
 Power I  Power II

Include toxicity and futility monitoring

**Interim Times:** ?  
Input the fraction of the total sample size at interims, separated by space.

Efficacy	Toxicity
<input type="text" value="1/2"/>	<input type="text" value="1/3 2/3"/>

**Stopping Criteria:**

Stop for futility if  $p(\pi_{E,j} < \phi_{E,1} | data) > C_E$ , where  $C_E$

Stop for toxicity if  $p(\pi_{T,j} > \phi_{T,1} | data) > C_T$ , where  $C_T$

**Number of Doses:** ?  
 2  3  4

**Toxicity Rates:**

Null  $\phi_{T,0}$   Alternative  $\phi_{T,1}$

**Efficacy Rates:**

Null  $\phi_{E,0}$   Alternative  $\phi_{E,1}$

**Global Type I Error Rate:** ?

**Generalized Power:**  
 Power I  Power II

Include toxicity and futility monitoring

**Interim Times:** ?

## MERIT Design

[Download MERIT Design](#)

### Design Description

In this trial, the toxicity rates of 0.4 and 0.2 are considered unacceptable and acceptable, respectively, while the efficacy rates of 0.2 and 0.4 are considered unacceptable and acceptable, respectively. In order to control the global Type I error rate at 0.2 and achieve a global generalized power I of 0.8, a minimum sample size of 45 per arm is required. The generalized power I is defined as the probability of rejecting the null hypothesis that none of the doses are considered optimal biological doses (OBD) admissible and all doses identified as OBD admissible are truly safe and efficacious given the alternative hypothesis that at least one dose is OBD admissible. At the end of the trial, perform isotonic regression on toxicity and efficacy data across all doses. A dose will be considered OBD admissible if the isotonically transformed number of toxicity  $\leq 13$  and the isotonically transformed number of efficacy  $\geq 13$ .

During the trial, the toxicity and efficacy of each dose arm will be monitored independently using the stopping criteria outlined in Table 1. If the isotonically transformed toxicity and efficacy acrosss topping boundaries, enrollment in that particular dose arm will be suspended.

**Table 1.** Stopping boundaries for toxicity and efficacy.

CSV Excel PDF Print Search:

# of patients treated	Stop if # toxicity $\geq$	Stop if # efficacy $\leq$
15	6	NA
23	NA	5
30	10	NA

Showing 1 to 3 of 3 entries

Previous  Next

Note: 'NA' means that this endpoint will not be used to make go/no-go decision at the interim

## MERIT: Multiple-dose Randomized Phase II Trial Design for Dose Optimization and Sample Size Determination

PID: 1126; Version: V1.1.0.0 ; Last Updated: 2/18/2023

Peng Yang and Ying Yuan

Department of Biostatistics, The University of Texas MD Anderson Cancer Center

Trial Setting

Operating Characteristics

Trial Conduct

Reference

Enter Simulation Scenarios:

[+ Add a scenario](#)

[- Remove a scenario](#)

[Save scenarios](#)

For each scenario, enter true toxicity and efficacy rate of each dose level:

	Tox(d1)	Eff(d1)	Tox(d2)	Eff(d2)
Scenario 1	0.40	0.40	0.40	0.40
Scenario 2	0.40	0.20	0.40	0.20
Scenario 3	0.20	0.20	0.20	0.20
Scenario 4	0.20	0.40	0.40	0.40
Scenario 5	0.20	0.40	0.20	0.40
Scenario 6	0.20	0.20	0.20	0.40

Number of simulations

5000

Set seed

123

[▶ Run Simulation](#)

Operating Characteristics

## Operating Characteristics

Copy

CSV

Excel

Print

Search:

Scenarios	Metrics	Values	Average sample size
1	Type I error	0.093	44
2	Type I error	0.001	44
3	Type I error	0.082	44
4	Power	0.801	44
5	Power	0.982	44
6	Power	0.815	44

Showing 1 to 6 of 6 entries

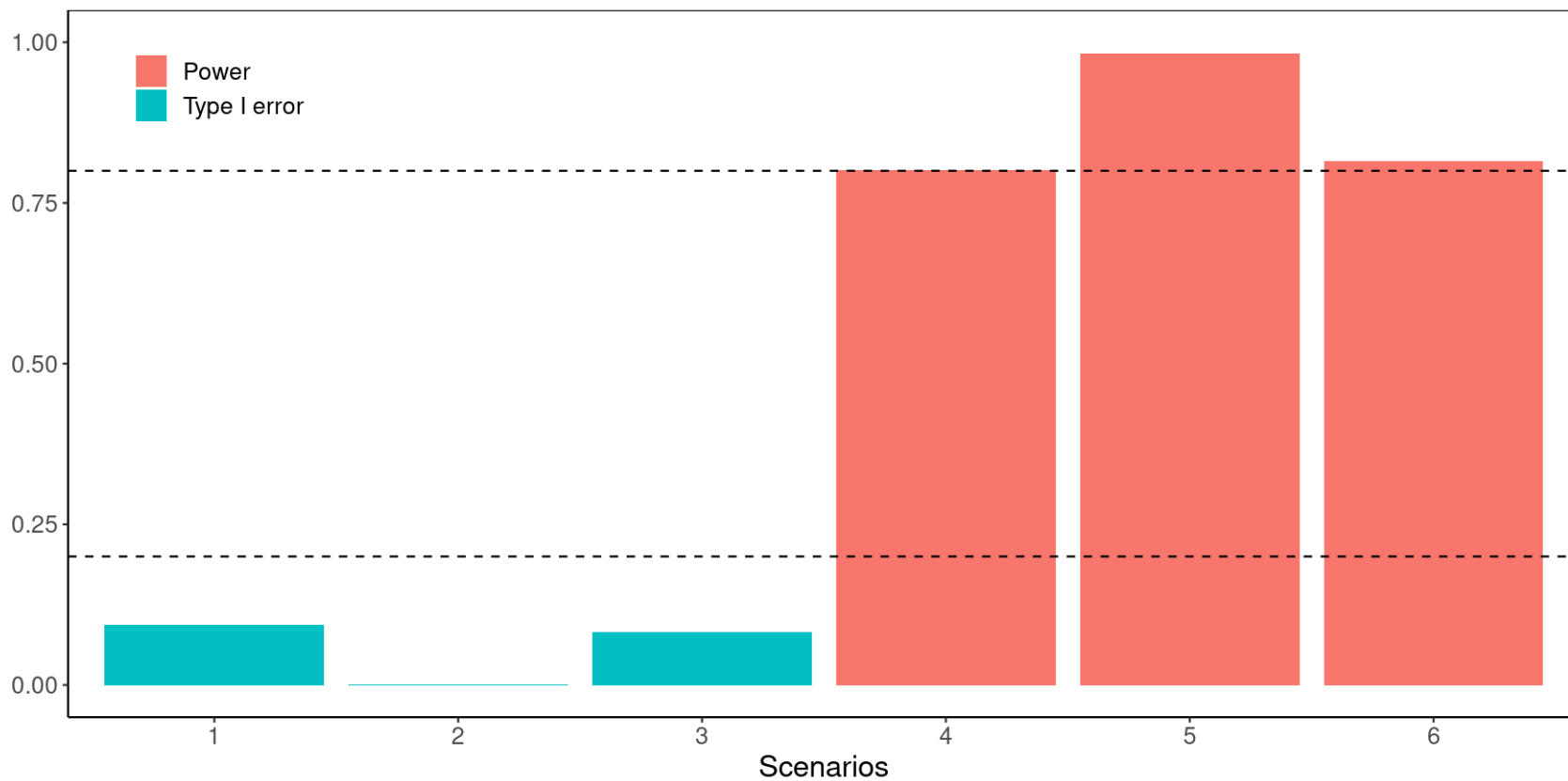
Previous

1

Next

Download Figure 1

**Figure 1.** Type I error and power of MERIT design when unacceptable and acceptable toxicity rates are 0.4 and 0.2, and unacceptable and acceptable efficacy rates are 0.2 and 0.4. The horizontal dashed lines represent the nominal values of type I error (0.2) and power I (0.8).



# Discussion

---

- Adaptive randomization is not particularly helpful here.
  - Requires real-time efficacy readout and a more complicated randomization system, and introduce higher variation and potential biased estimates.
  - Equal randomization with 1 or 2 interim monitoring is often sufficient for small sample sizes.
- MERIT can be used with any phase I MTD-finding designs (e.g., CRM/BOIN) or OBD-finding designs (e.g., BOIN12).
- MERIT can be used to construct phase II/III designs.
- Continuous and survival endpoints are topics of ongoing research.

# References

---

- Yang, P., Li, D., Lin, R., Huang, Bo., & Yuan, Y. (2023). Design and Sample Size Determination for Multiple-dose Randomized Phase II Trials for Dose Optimization. <https://arxiv.org/abs/2302.09612>
- Lin R, Zhou Y, Yan F, Li D, Yuan Y. BOIN12 (2020) Bayesian Optimal Interval Phase I/II Trial Design for Utility-Based Dose Finding in Immunotherapy and Targeted Therapies. JCO Precis Oncol., 4:PO.20.00257. doi: 10.1200/PO.20.00257.
- Zhou Y, Lin R, Lee JJ, Li D, Wang L, Li R, Yuan Y. (2022) TITE-BOIN12: A Bayesian phase I/II trial design to find the optimal biological dose with late-onset toxicity and efficacy. Stat Med., 41(11):1918-1931.
- Jiang, L., Yuan, Y. (2022) Seamless Phase 2-3 Design: A Useful Strategy to Reduce the Sample Size for Dose Optimization, <https://doi.org/10.48550/arXiv.2211.02046>

